

Slit Lamp Microscope
S390L (Firefly WDR)


NEW ★ **UPGRADE**






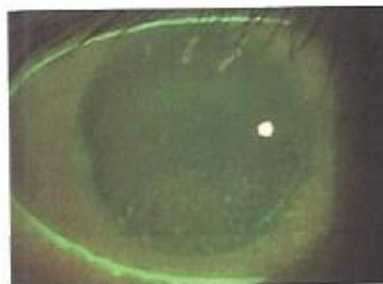
HD Optical System

Optical resolution is up to 200 lp/mm (2700-N lp/mm), providing more details of the pathologies.



Built-in Yellow Filter

Built-in yellow filter along with cobalt-blue filter increases the contrast of Sodium Fluorescein Staining.



The Meibomian glands examination



1/1.8" Sensor



1/4" Sensor

2592 x 1944



1280 x 960

25fps



12fps